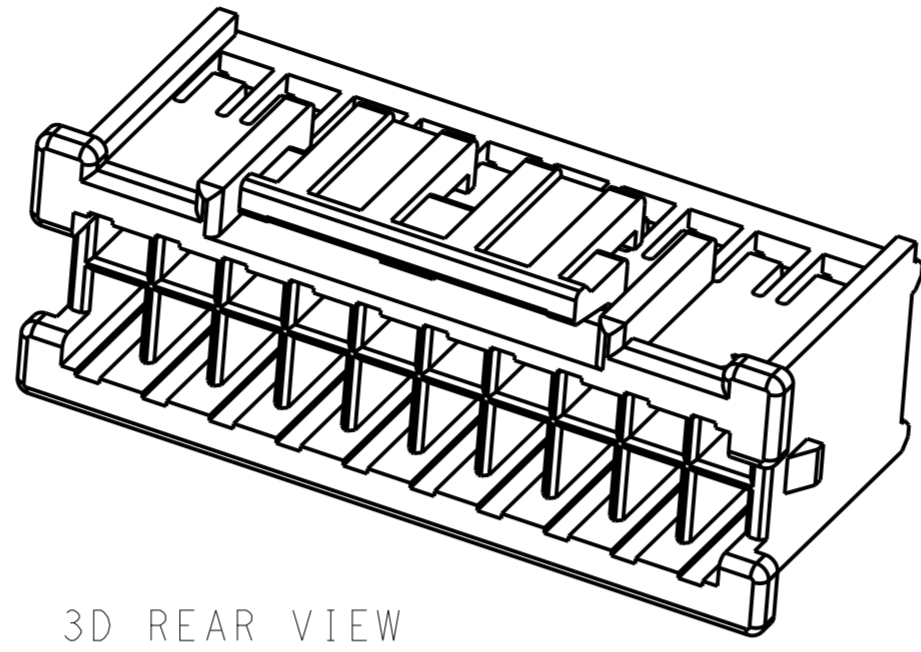
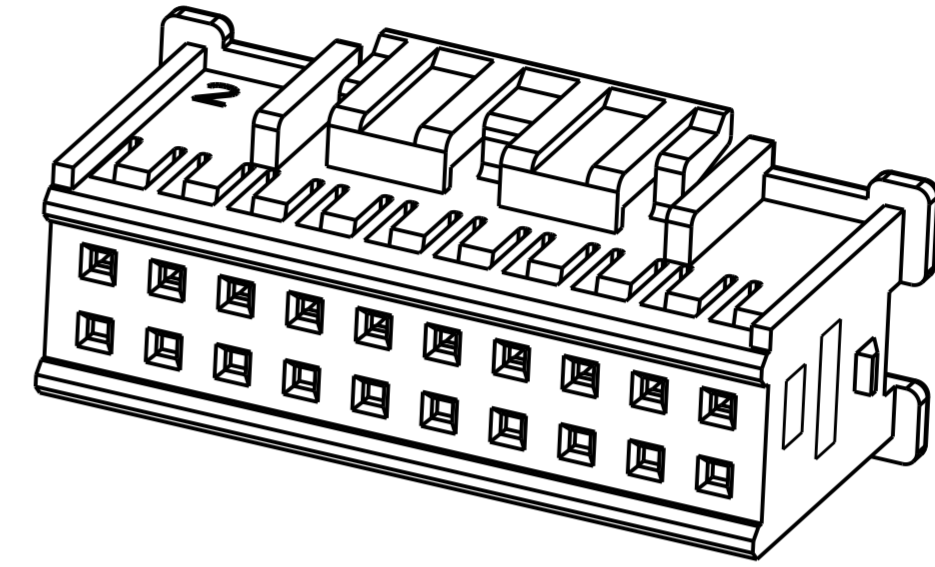


THIS DRAWING IS UNPUBLISHED. RELEASED FOR PUBLICATION 20  
 © COPYRIGHT 20 BY - ALL RIGHTS RESERVED.

REVISIONS							
LOC	DIST	P	LTR	DESCRIPTION	DATE	DWN	APVD
-	-		A1	RELEASED PER ECO -14-000783	16JAN14	JR	KR

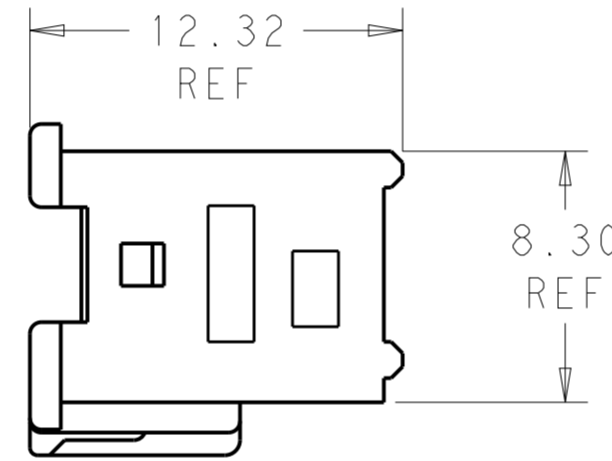
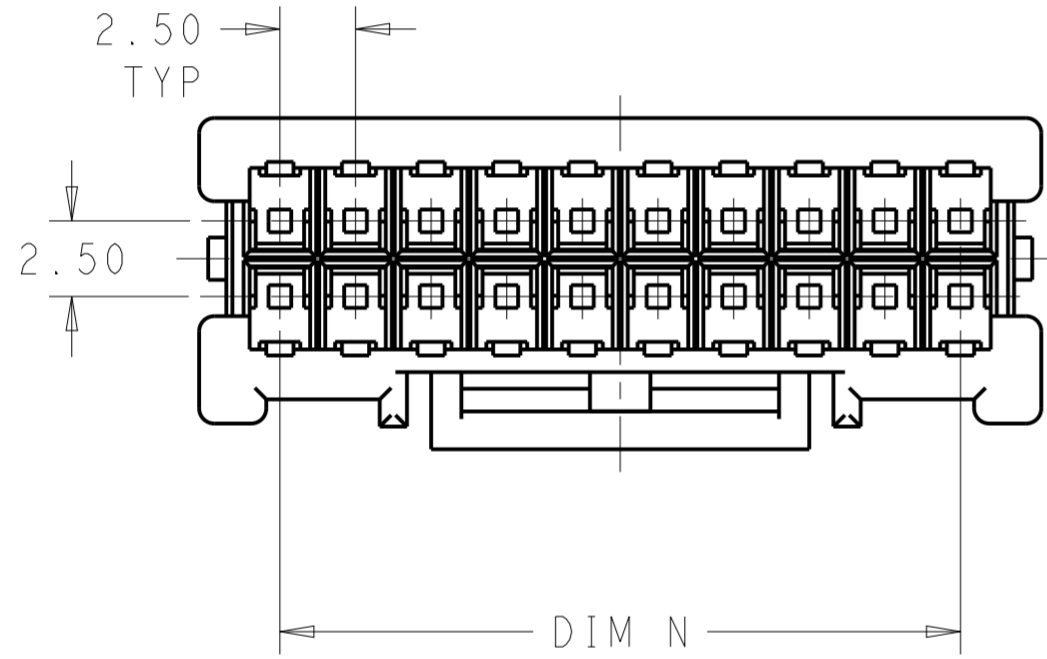


3D REAR VIEW  
20 POSITION SHOWN



3D MATING FACE VIEW  
20 POSITION SHOWN

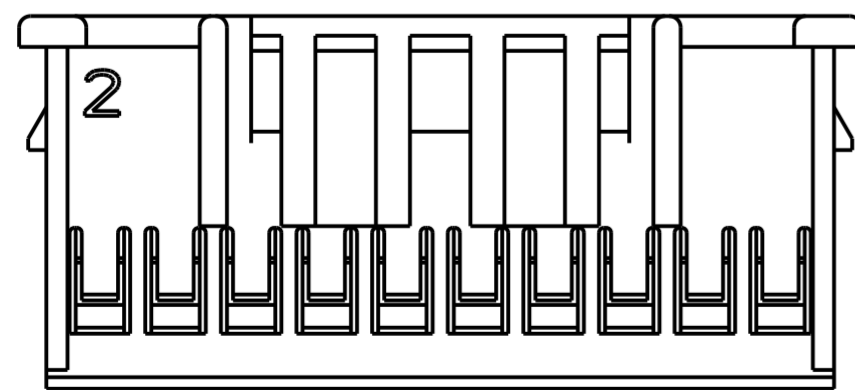
CIRCUIT #1



1 MATERIAL: NYLON, UL94V-0, COLOR:WHITE.

2 SEE SHEET 2 FOR LATCH DESIGN ON THE DIFFERENT PART NUMBERS.

1.25	2	47.50	51.04	4-1969540-0
0.00	2	45.00	48.54	3-1969540-8
1.25	2	42.50	46.04	3-1969540-6
0.00	2	40.00	43.54	3-1969540-4
1.25	2	37.50	41.04	3-1969540-2
0.00	2	35.00	38.54	3-1969540-0
1.25	2	32.50	36.04	2-1969540-8
0.00	2	30.00	33.54	2-1969540-6
1.25	2	27.50	31.04	2-1969540-4
0.00	2	25.00	28.54	2-1969540-2
1.25	2	22.50	26.04	2-1969540-0
0.00	2	20.00	23.54	1-1969540-8
2	1.25	17.50	21.04	1-1969540-6
2	0.00	15.00	18.54	1-1969540-4
2	1.25	12.50	16.04	1-1969540-2
2	0.00	10.00	13.54	1-1969540-0
2	1.25	7.50	11.04	1969540-8
DIM "M"	NO. OF LATCH CUT-OUTS	DIM "N"	DIM "L"	PART NO.

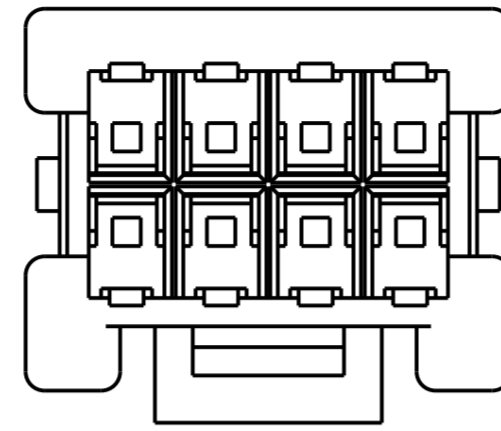
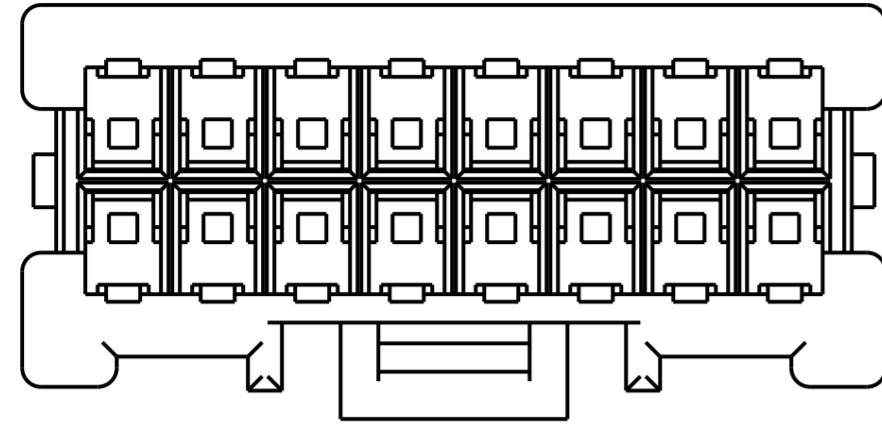


THIS DRAWING IS A CONTROLLED DOCUMENT.

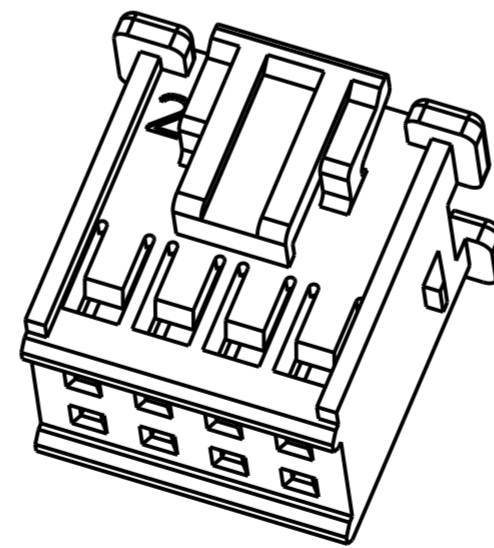
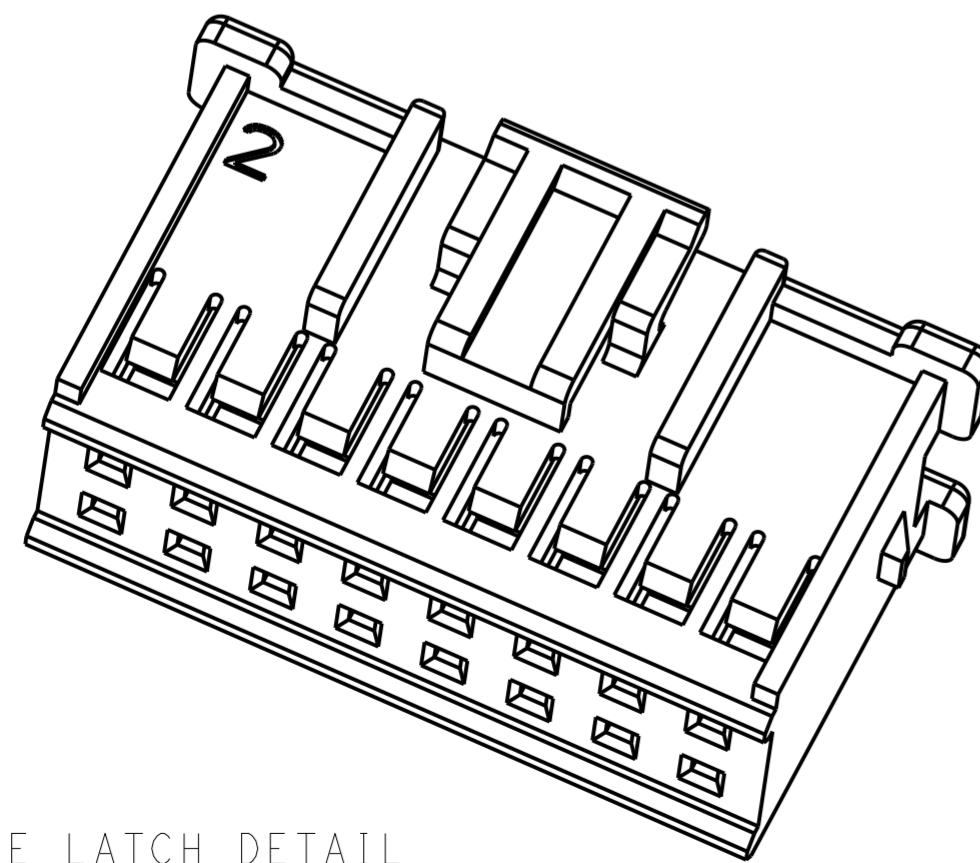
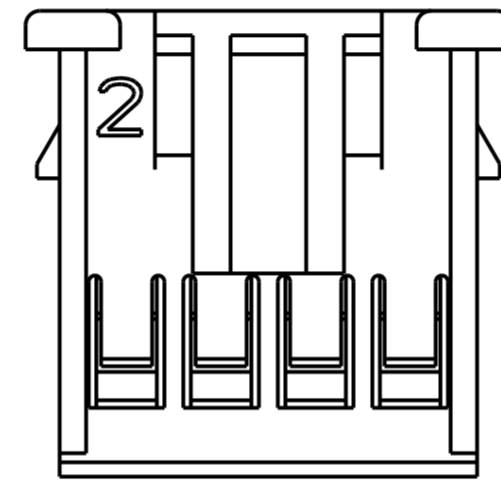
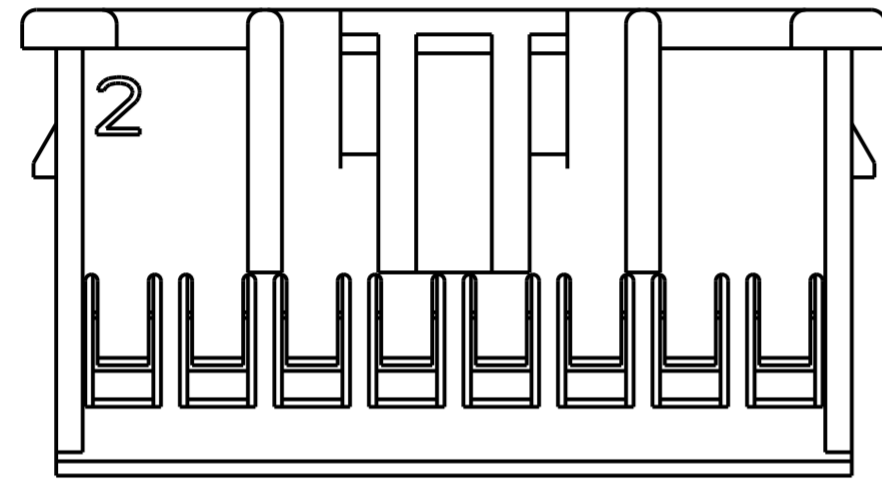
DIMENSIONS: mm	TOLERANCES UNLESS OTHERWISE SPECIFIED: 0 PLC ± 1 PLC ± 2 PLC ±0.25 3 PLC ± 4 PLC ± ANGLES ± FINISH	DWN JR RUTH 01OCT2012 CHK KURT RANDOLPH 01OCT2012 APVD KURT RANDOLPH 01OCT2012	TE Connectivity NAME HOUSING, SOCKET, E.P. 2.5, DUAL ROW SIZE CAGE CODE DRAWING NO RESTRICTED TO A200779 C-1969540 SCALE 3:1 SHEET 1 OF 2 REV A1	
MATERIAL		PRODUCT SPEC 108-2418 APPLICATION SPEC 114-13315 WEIGHT -	Customer Drawing	

THIS DRAWING IS UNPUBLISHED. RELEASED FOR PUBLICATION 20  
 © COPYRIGHT 20 BY - ALL RIGHTS RESERVED.

LOC		DIST		REVISIONS			
P	LTR	DESCRIPTION	DATE	DWN	APVD		
-	-	SEE SHEET 1	-	-	-		



SCALE 5:1



SINGLE LATCH DETAIL  
 1-1969540-6 SHOWN HERE  
 THESE DIM'S ARE FOR THE  
 1-1969540-2 THRU -16

SINGLE LATCH DETAIL  
 1969540-8 SHOWN HERE  
 THESE DIM'S ARE FOR THE  
 1969540-8 AND 1-1969540-0

THIS DRAWING IS A CONTROLLED DOCUMENT.		DWN	01OCT2012		TE Connectivity
DIMENSIONS:		CHK	01OCT2012		
mm		APVD	01OCT2012		
		NAME	KURT RANDOLPH		
TOLERANCES UNLESS OTHERWISE SPECIFIED:		PRODUCT SPEC	108-2418		HOUSING, SOCKET, E.P. 2.5, DUAL ROW
0 PLC	±-	APPLICATION SPEC	114-13315		SIZE
1 PLC	±-	WEIGHT	-		CAGE CODE
2 PLC	±0.25	Customer Drawing	SCALE 3:1		DRAWING NO
3 PLC	±-	Customer Drawing	SHEET 2 OF 2		RESTRICTED TO
4 PLC	±-	Customer Drawing	REV A1		
ANGLES	±-	Customer Drawing			
FINISH	±-	Customer Drawing			